



<div><div></div><div><b>HLV LIMITED</b> (Formerly known as HOTEL LEELAVENTURE LIMITED) CIN No.: L55101MH1981PLC024097 Registered Office: The Leela, Sahar, Mumbai - 400 059; Tel: 022-6691 1234; Fax: 022-6691 1458; Email: investor.service@hlvld.com; Website: www.hlvld.com</div></div>			
<b>Extract of Financial Results for the Quarter and Year Ended 31st March, 2022</b> (₹ In Lakhs)			
Particulars	Quarter Ended 31-Mar-22	Year Ended 31-Mar-22	Quarter Ended 31-Mar-21
	Unaudited	Audited	Unaudited
Total Income from operations (net)	2,679	7,632	2,735
Net Profit / (loss) for the period (before tax and exceptional items)	(309)	(3,254)	(193)
Net Profit / (loss) before tax (after exceptional items)	(1,468)	(4,251)	(142)
Net Profit / (loss) after tax	(1,468)	(4,251)	(142)
Total comprehensive income for the year	(1,189)	(3,949)	25
Equity share capital	13,185	13,185	12,611
Earnings per share (in Rs.) - Basic and diluted	(0.22)	(0.66)	(0.02)
<b>Notes</b> 1 The above is an extract of the detailed format of quarterly financial results filed with the Stock Exchanges under regulation 33 of the SEBI (Listing Obligations and Disclosure Requirements) Regulations 2015. The full format of the quarterly financial results are available on the websites of NSE and BSE at www.nseindia.com and www.bseindia.com respectively and on Company's website at www.hlvld.com. 2 The financial results for the quarter and year ended 31 March, 2022 were reviewed by the Audit Committee of the Board and approved by the Board of Directors at their meeting held on 27th May, 2022. The results have been audited by the Statutory Auditors of the Company. 3 Figures have been regrouped, rearranged or reclassified wherever necessary. <b>For and on behalf of the Board of Directors</b>  Place: Mumbai Date: 27th May, 2022  Vinay Kapadia Chairman			

<div><div></div><div><b>BDH INDUSTRIES LIMITED</b> Regd. Off. : Nair Baug, Akurli Road, Kandivli-East, Mumbai-400 101; CIN : L24100MH1990PLC059299 Tel. No. 022-6155 1234; E-mail : investors@bdhind.com; Website : www.bdhind.com</div></div>			
<b>Extract of Standalone Audited Financial Results for the Quarter and Year Ended on 31st March 2022</b>			
Rs. in Lakhs except Earning per Share)			
Particulars	Quarter Ended 31.03.2022	Year Ended 31.03.2022	Quarter Ended 31.03.2021
	Audited	Audited	Audited
Total income from operations	1913.59	7,027.59	2,056.74
Net Profit for the period before tax	215.85	955.38	250.42
Net Profit for the period after tax	188.78	722.31	185.45
Total Comprehensive Income for the period after tax	192.42	725.95	177.81
Equity Share Capital (Face value of Rs. 10/- each)	575.73	575.73	575.73
Other Equity (excluding Revaluation Reserves)	-	4,149.51	-
[Rs. 3,093.71 Lakhs as on 31st March, 2020]			
Earnings Per Share (before & after ordinary items)			
(Face value of Rs. 10/- each) - Basic & Diluted	3.28	12.55	3.22
<b>Note :</b> The above is an extract of the detailed format of the Standalone Audited Financial Results for the quarter and year ended 31st March, 2022 filed with Stock Exchange under Regulation 33 of SEBI (Listing Obligations and Disclosure Requirements) Regulations 2015. The full format of the Standalone Unaudited Financial Results are available on the Stock Exchange Website (www.bseindia.com) and on Company's website (www.bdhind.com) <b>By order of the Board</b> <b>For BDH Industries Limited</b> Sd/- Jayashree Nair Chairperson & Managing Director DIN : 00027467  Place : Mumbai Date : 26th May, 2022			



# Wall Street Finance Limited

Unit 622, The Summit Business Bay - Omkar, Opp. PVR Cinema,  
Chakala, M. V. Road, Andheri (East), Mumbai - 400093

Tel.: 022-62709600 • Website: [www.wsfx.in](http://www.wsfx.in) • CIN: L99999MH1986PLC039660

## Extract of Audited Financial Results for the Quarter and Year Ended March 31, 2022

(Rs. in Lakhs)

Sr. No.	Particulars	Quarter Ended			Year Ended	
		31-03-2022 (Audited)	31-12-2021 (Unaudited)	31-03-2021 (Audited)	31-03-2022 (Audited)	31-03-2021 (Audited)
1	Total Income	776.47	735.65	728.14	3,010.77	2,182.99
2	Profit / (Loss) for the period (before Tax, Exceptional and / or Extraordinary items)	(244.11)	(204.62)	(105.98)	(634.55)	(586.15)
3	Profit / (Loss) for the period before tax (after Exceptional and / or Extraordinary items)	(244.11)	(204.62)	(215.98)	(634.55)	(696.15)
4	Net Profit / (Loss) for the period after tax (after Exceptional and / or Extraordinary items)	(172.15)	(141.89)	(185.65)	(441.89)	(513.19)
5	Total Comprehensive Income for the period [Comprising Profit / (Loss) for the period (after tax) and Other Comprehensive Income (after tax)]	(177.63)	(143.09)	(191.13)	(450.99)	(511.62)
6	Equity Share Capital	1,159.84	1,159.84	1,159.84	1,159.84	1,159.84
7	Reserves (excluding Revaluation Reserve) as shown in the Audited Balance Sheet of the previous year	-	-	-	-	-
8	Earning Per Share for the period					
	Basic:	(1.48)	(1.22)	(1.60)	(3.81)	(4.42)
	Diluted:	(1.48)	(1.22)	(1.60)	(3.81)	(4.42)

- The above results were reviewed by the Audit Committee and adopted by the Board of Directors at their meeting held on 27th May, 2022.
- The above is an extract of the detailed format of Financial Results for the quarter and year ended 31st March, 2022 filed with the BSE Ltd. under Regulation 33 of the SEBI (Listing Obligations and Disclosure Requirements) Regulations, 2015. The full format of the results are available on the BSE Limited, website [www.bseindia.com](http://www.bseindia.com) and also on the Company's website [www.wsfx.in](http://www.wsfx.in).


By order of the board  
For Wall Street Finance Limited  
Sd/-

N. Srikrishna


Whole Time Director & Chief Executive Officer

Date: 27<sup>th</sup> May 2022

Place : Mumbai



**PRECISION WIRES INDIA LIMITED**  
CIN : L31300MH1989PLC054356  
Regd. Office: Saiman House, J.A. Raut Street, Off Sayani Road,  
Prabhadevi, Mumbai - 400 025, INDIA. TEL: +91-22-24376281  
FAX: +91-22-24370687, E-MAIL: mumbai@pwil.net, WEB: www.precisionwires.com



**EXTRACT OF STANDALONE AUDITED FINANCIAL RESULTS FOR THE QUARTER AND YEAR ENDED 31ST MARCH, 2022**  
(₹ in Lakhs except Per Share Data)

Sr. No.	Particulars	Quarter Ended March 31, 2022	Quarter Ended December 31, 2021	Year Ended March 31, 2022	Year Ended March 31, 2021
		(Audited)	(Un-audited)	(Audited)	(Audited)
1	Total Income from Operations	74,453.55	70,528.95	269,004.55	172,288.83
2	Net Profit /(Loss) for the period (before Tax, Exceptional and/or Extraordinary items)	2,416.17	2,439.47	8,423.69	5,154.65
3	Net Profit/(Loss) for the period (before Tax, after Exceptional and/or Extraordinary items)	2,416.17	2,439.47	8,423.69	5,154.65
4	Net Profit/(Loss) for the period (after Tax, after Exceptional and/or Extraordinary items)	1,830.10	1,816.03	6,301.08	3,931.00
5	Total Comprehensive Income for the period [Comprising Profit for the period (after Tax) and Other Comprehensive Income(after Tax)]	1,799.75	1,816.03	6,270.73	4,018.09
6	Equity Share Capital	1,156.36	1,156.36	1,156.36	1,156.36
7	Reserves excluding Revaluation Reserves as per Balance Sheet	-	-	35,331.82	30,448.72
8	Earning Per Share* (before Extraordinary Items) of ₹1/- each (quarterly not annualised)	1.58	1.57	5.45	3.40
9	Earning Per Share* (after Extraordinary Items) of ₹1/- each (quarterly not annualised)	1.58	1.57	5.45	3.40

\* EPS for all the earlier period have been reworked by taking the face value of Equity Shares @₹1/- per Share.

**Notes :**

- The above is an extract of the detailed format of Audited Financial Results for the Quarter and Year Ended 31st March, 2022 filed with the Stock Exchanges under Regulation 33 of the SEBI (Listing Obligations and Disclosure Requirements) Regulations, 2015. The full format of the said Quarterly Audited Financial Results are available on the Exchanges website, of [www.bseindia.com](http://www.bseindia.com), [www.nseindia.com](http://www.nseindia.com) and on the Company's website at [www.precisionwires.com](http://www.precisionwires.com)
- The above Audited Financial Results for the Quarter and Year Ended 31st March, 2022 have been reviewed and recommended by the Audit Committee and were taken on record and approved by the Board of Directors in their respective meeting held on 27th May, 2022.
- The Board of Directors of the Company declared and paid 1st Interim Dividend of ₹ 1.75 (35%) per Share on Face Value of ₹ 5/- per fully paid up Equity Share and 2nd Interim Dividend of ₹ 0.45 paise (45 %) per Share on Face Value of ₹ 1/- per fully paid up Equity Share. The Board has recommended a Final Dividend of ₹ 0.50 paise (50 %) per Equity Shares of face value of ₹ 1/- each for the year ended 31st March, 2022, subject to the approval of the shareholders at the ensuing AGM.
- Previous year's/period's figures have been regrouped/reworked wherever necessary to make them comparable with the Current Year.

By order of the Board

Milan M. Mehta

Managing Director

DIN : 00003624


Place : Mumbai

Date : 27<sup>th</sup> May 2022

<b>IN THE CITY CIVIL COURT AT MUMBAI</b> <b>COMMERCIAL SUIT NO. 623 of 2021</b> (Order 5, Rule 20(1)a of C.P.C.)		Cr. 14
Commercial Suit	Bank of Baroda	... Plaintiff
Plaint Lodged on:	V/s.	
21/12/2018	M/s. Vigneshwar Tours and Travels & Anr.	...Defendants
Plaint admitted on:		
20/02/2019		
Summons for Settlement of Issues in a Suit Relating to Commercial Dispute Under section 6 of the Commercial Courts, Commercial Division and Commercial Appellate Division of High Courts, Act, 2015 O. V. r. 1 Code of Civil Procedure of 1908.		
To,		
1. M/s. Vigneshwar Tours and Travels, carrying on business at C- 6/612, Siddhivinayak CHS Ltd, J.B. Boricha Marg, Jacob Circle, Mumbai - 400 011		
2. Mr. Pramod Gopal Binavkar, Prop. Vigneshwar Tours and Travels, carrying on business at C- 6/612, Siddhivinayak CHS Ltd, J.B. Boricha Marg, Jacob Circle, Mumbai - 400 011		
WHEREAS the above named Plaintiff has instituted a suit relating to a commercial dispute against you and you are hereby summoned to file a Written Statement within 30 days of the service of the present summons and in case you fail to file the Written statement within the said period of 30 days as shall be allowed to file the Written statement on such other days, as may be specified by the court, for reasons to be recorded in writing and on payment of such costs as the Court deems fit, but which shall not be later than 120 days from the date of service of summons. On expiry of one hundred and twenty days from the date of service of summons, you shall forfeit the right to file the written statement and the court shall not allow the Written Statement to be taken on record:-		
<b>The Plaintiff therefore prays :</b> (a) That the Defendants be ordered and decreed to pay to the Plaintiffs a sum of Rs. 5,90,028.79 paise (Rupees Five Lakhs Ninety Thousand Twenty Eight and Seventy Nine Paise only) due under the Vehicle Loan under SRT0 scheme as per the particulars of Claim annexed hereto as <b>Exhibit-"E"</b> , with further interest thereon at the simple rate of 11.05% with monthly rests from the date hereof till payment or realisation and You are hereby summoned to appear in this Hon'ble Judge Presiding in <b>Court no. 14</b> on the <b>18th day June, of 2022</b> at 11.00 A.M. O' clock standard time in the forenoon in person by an Advocate instructed and able to answer all material questions relating to the suit, or who shall be accompanied by some other person able to answer all such questions to answer the abovenamed Plaintiff and as the day fixed for your appearance is appointed for the final disposal of the suit, you must produce all your witnesses on that day, and you are hereby required to take notice that in default of your appearance on the day before mentioned, the suit will be heard and determined in your absence; and you will bring with you or send your an Advocate any document in your possession or power containing evidence relating to the merits of the Plaintiff case or upon which you intended to rely in support of your case:- Dated this 29th day of April, 2022		
SEAL		Sd/- For Registrar, City Civil Court, Mumbai
SEALER Dated this 29th day of April, 2022		
<b>M/s. K. D. Shukla &amp; Co.</b> Advocates for the Plaintiffs, Office No. 3 and 4, 2nd floor, 105, Abubaker House, Opp. Bharat House, Apollo Street, Mumbai Samachar Marg, Fort, Mumbai – 400 023.		

<b>KASHYAP TELE-MEDICINES LIMITED</b> <b>Regd. Off. :</b> 2nd Floor, Pushpawati Building No. 2, Girgaon Road, Chandanwadi, Mumbai-400002 <b>Corp. Off. :</b> UL/8, Upper Floor, Suryarath Complex, Panchwati 1st Lane Ambawadi, Ahmedabad, Gujarat-380006 • <b>Phone:</b> +91-6359637788 • <b>CIN:</b> L29110MH1995PLC085738 <b>Email:</b> investor.relations@kashyaptele-medicines.com • <b>Website:</b> www.kashyaptele-medicines.com					
<b>EXTRACT OF AUDITED FINANCIAL RESULTS FOR THE QUARTER AND YEAR ENDED 31<sup>ST</sup> MARCH, 2022</b> (As per Schedule III Companies Act, 2013 & IND-AS) (Pursuant to Regulation 47(1)(b) of SEBI (LODR) Regulation, 2015) (Rs. in Lakhs except EPS)					
Sr. No.	Particulars	Quarter Ended (Standalone)		Year Ended	
		31/03/2022 Audited	31/12/2021 Unaudited	31/03/2021 Audited	31/03/2021 Audited
1.	Total income from Operations	4.00	5.80	3.75	19.55
2.	Net Profit/(Loss) for the period (Before Tax Exceptional items and/or Extraordinary items)	(13.15)	1.28	(0.53)	(10.41)
3.	Net Profit/(Loss) for the period before tax (after Exceptional items and/or Extraordinary items	(175.61)	1.28	(0.53)	(172.87)
4.	Net Profit/(Loss) for the period after tax (after exceptional items and/or Extraordinary items)	(174.87)	0.98	(0.41)	(172.76)
5.	Total Comprehensive income for the period [Comprising Profit/(Loss) for the period (after tax) and other Comprehensive Income (after tax)]	(174.87)	0.98	(0.41)	(172.76)
6.	Paid up Equity Share Capital (Face Value of Rs.1/-each)	477.22	477.22	477.22	477.22
7.	Reserves (excluding Revaluation Reserve) as shown in the Audited Balance Sheet as at previous financial year	-	-	-	(410.56)
8.	Earnings per share (of Rs. 1/- each)	(0.366)	0.002	(0.001)	(0.362)
	1. Basic				
	2. Diluted				
<b>Notes:</b> 1. The above is an extract of the detailed format of Annual Financial Results for the quarter and year ended 31 <sup>st</sup> March, 2022 filed with the Stock Exchange under Regulation 33 of the SEBI (LODR) Regulations, 2015. The full format of the Annual Financial Results are available on the websites of BSE Limited (www.bseindia.com) and on the website of the Company (www.kashyaptele-medicines.com). 2. The financial results have been prepared in accordance with the Companies (Indian Accounting Standards) Rules, 2015 (IND-AS) prescribed under Section 133 of the Companies Act, 2013. 3. The above Audited Financial Results of the Company for the quarter and financial year ended 31st March, 2022 have been reviewed by the Audit Committee and approved by the Board of Directors at their respective meetings held on 27th May, 2022. 4. The figures for the corresponding previous periods have been restated/regrouped wherever necessary, to make them comparable. <b>For, Kashyap Tele-Medicines Limited</b> <b>On behalf of Board of Directors</b> Sd/- Amit Agarwal Managing Director DIN: 00169061  Date : 27-05-2022 Place : Ahmedabad					

ARCO LEASING LIMITED										
Registered Office: Plot No. 123, Street No. 17, MIDC Marol Andheri (East), Mumbai-400093.										
Tel: +91-22-28217222   Email Id: arcoleasing@gmail.com										
CIN: L65910MH1984PLC031957										
EXTRACT OF AUDITED FINANCIAL RESULTS FOR THE QUARTER AND YEAR ENDED MARCH 31, 2022										
₹ In Lakhs										
Particulars	Standalone					Consolidated				
	Quarter Ended			Year Ended		Quarter Ended			Year Ended	
	31.03.2022 Audited	31.12.2021 Un-Audited	31.03.2021 Audited	31.03.2022 Audited	31.03.2021 Audited	31.03.2022 Audited	31.12.2021 Un-Audited	31.03.2021 Audited	31.03.2022 Audited	31.03.2021 Audited
Total Income from operations										
Other Income	0.23	0.19	0.09	0.87	0.68	0.31	0.19	0.09	0.95	0.68
Total Income	0.23	0.19	0.09	0.87	0.68	0.31	0.19	0.09	0.95	0.68
Net Profit / (Loss) for the year (before Tax, Exceptional items)	(2.76)	(6.21)	(3.12)	(12.33)	(10.16)	(3.59)	(6.21)	(3.37)	(13.16)	(10.41)
Net Profit / (Loss) for the year before tax (after Exceptional items)	(2.76)	(6.21)	(3.12)	(12.33)	(10.16)	(3.59)	(6.21)	(3.37)	(13.16)	(10.41)
Net Profit / (Loss) for the year after tax (after Exceptional items)	(2.76)	(6.21)	(3.12)	(12.33)	(10.16)	(3.59)	(6.21)	(3.37)	(13.16)	(10.41)
Total Comprehensive income for the period [comprising profit/(loss) for the year and other comprehensive income]	(2.76)	(6.21)	(3.12)	(12.33)	(10.16)	(3.59)	(6.21)	(3.37)	(13.16)	(10.41)
Paid up Equity Share Capital (Face Value: Rs 10 per share)	24.01	24.01	24.01	24.01	24.01	24.01	24.01	24.01	24.01	24.01
Other Equity (excluding revaluation reserves)										
Earnings Per Share (Basic) (Rs)*	(1.15)	(2.59)	(1.30)	(5.13)	(4.23)	(1.50)	(2.59)	(1.40)	(5.48)	(4.34)
Earnings Per Share (Diluted) (Rs)*	(1.15)	(2.59)	(1.30)	(5.13)	(4.23)	(1.50)	(2.59)	(1.40)	(5.48)	(4.34)
(*Not Annualised)										
Note:										
(i). The above results have been reviewed by the Audit Committee and approved by the Board of Directors at their meeting held on May 26, 2022.										
(ii). The above is an extract of the detailed format of unaudited Quarterly Financial Results filed with the Stock Exchanges under Regulation 33 of the SEBI (Listing and Other Disclosure Requirements) Regulations, 2015. The full format of the Quarterly Financial Results are available on the websites of the Stock Exchange, bseindia.com.										
For and on behalf of the Board of Directors										
NARENDRA RUJA										
Director										
DIN: 01228312										
Date: May 26, 2022										
Place: Mumbai										


**JSW Steel Limited**

**CIN : L27102MH1994PLC152925**

**Registered Office:** JSW Centre, Bandra-Kurla Complex, Bandra (E), Mumbai - 400 051  
**Tel.:** 91 22 42861000 **Fax:** 91 22 42863000 **Email:** jsws.investor@jsw.in **Website:** www.jsw.in

**Extract of Standalone Financial Results for the quarter and year ended 31 March 2022**

(Rs. in Crores)

Particulars	Quarter Ended			Year Ended	
	31.03.2022	31.12.2021	31.03.2021	31.03.2022	31.03.2021
	Audited	Unaudited	Audited	Audited	Audited
Total income from operations	36,011	28,850	24,398	1,18,820	70,727
Net Profit / (Loss) for the period (beforeTax, Exceptional)	4,781	5,067	6,337	25,437	12,582
Net Profit / (Loss) for the period before tax (after Exceptional)	4,059	5,067	5,951	24,715	12,196
Net Profit / (Loss) for the period after tax (after Exceptional)	2,637	3,424	4,018	16,702	8,393
Total Comprehensive Income for the period[Comprising Profit / (Loss) for the period (after tax) and Other Comprehensive Income (after tax)]	2,805	2,773	4,165	18,450	9,035
Paid up Equity Share Capital	240	240	241	240	241
Paid up Debt Capital #	9,670	10,000	10,000	9,670	10,000
Reserves (excluding Revaluation Reserve)	63,200	60,323	46,675	63,200	46,675
Net Worth	57,033	54,336	42,285	57,033	42,285
Earnings Per Share (of Re.1 each) (not annualised)					
Basic (Rs.)	10.99	14.25	16.70	69.48	34.92
Diluted (Rs.)	10.91	14.17	16.62	69.10	34.72
Capital Redemption Reserve	774	774	774	774	774
Securities Premium	5,439	5,439	5,439	5,439	5,439
Debt Service Coverage Ratio	3.03	4.00	4.16	3.78	2.60
Interest Service Coverage Ratio	6.62	12.92	11.75	11.31	6.52
Debt-Equity Ratio	0.79	0.88	1.10	0.79	1.10

# represents Listed Debentures

**Extract of Consolidated Financial Results for the quarter and year ended 31 March 2022**

(Rs. in Crores)

Particulars	Quarter Ended			Year Ended	
	31.03.2022	31.12.2021	31.03.2021	31.03.2022	31.03.2021
	Audited	Unaudited	Audited	Audited	Audited
Total income from operations	46,895	38,071	26,934	1,46,371	79,839
Net Profit / (Loss) for the period (beforeTax, Exceptional)	5,815	6,261	6,355	30,486	12,098
Net Profit / (Loss) for the period before tax (after Exceptional)	5,074	6,261	6,272	29,745	12,015
Net Profit / (Loss) for the period after tax (after Exceptional)	3,343	4,516	4,191	20,938	7,873
Total Comprehensive Income for the period [Comprising Profit / (Loss) for the period (after tax) and Other Comprehensive Income (after tax)]	3,384	3,777	4,368	22,854	8,661
Paid up Equity Share Capital	240	240	241	240	241
Paid up Debt Capital #	12,170	12,680	10,180	12,170	10,180
Reserves (excluding Revaluation Reserve)	66,996	63,591	45,308	66,996	45,308
Net Worth	59,357	56,057	40,625	59,357	40,625
Earnings Per Share (of Re.1 each) (not annualised)					
Basic (Rs.)	13.47	18.14	17.45	85.96	32.91
Diluted (Rs.)	13.38	18.02	17.37	85.49	32.73
Capital Redemption Reserve	774	774	774	774	774
Securities Premium	5,417	5,417	5,417	5,417	5,417
Debt Service Coverage Ratio	2.74	3.70	3.52	3.56	2.22
Interest Service Coverage Ratio	5.77	7.86	9.81	9.33	5.84
Debt-Equity Ratio	1.02	1.15	1.43	1.02	1.43

# represents Listed Debentures

**Note:** The above is an extract of detailed format of quarterly / year ended Financial Results filed with Stock Exchanges under regulation 33 of the SEBI (Listing and other Disclosure Requirements) regulations, 2015. The Full format of quarterly / year ended Financial Results along with other items referred in regulation 52(4) of the LODR Regulations are available on the Stock Exchange Websites (www.bseindia.com & www.nseindia.com) and Company's Website (www.jsw.in).

Date : 27 May 2022

Place : Mumbai

For JSW Steel Limited  
Seshagiri Rao M.V.S  
Jt. Managing Director & Group CFO



MODERN SHARES AND STOCKBROKERS LIMITED					
CIN: L45200MH1939PLC002958 Regd. Office : Staircase No. 13, North Stand, Wankhede Stadium, Churchgate, Mumbai 400 020 Tel: 022 68252400; Fax: 022 68252441; email: modernshare@hotmail.com; Web: www.modernshares.com Extract of Standalone Audited Financial Results For the Quarter And Year Ended March 31, 2022. (Rs. In Lacs)					
Particulars	Quarter Ended		Year Ended		
	March 31, 2022 (Audited)	Dec 31, 2021 (Unaudited)	March 31, 2021 (Audited)	March 31, 2022 (Audited)	Mar. 31, 2021 (Audited)
Total Income from Operations (Net)	80.54	72.19	68.17	325.60	258.72
Net Profit / (Loss) for the period (before Tax, and Exceptional items)	4.90	(3.35)	3.48	28.19	3.27
Total Comprehensive Income for the period	8.06	(3.35)	7.18	31.34	6.44
Paid-up Equity Share Capital (Face Value Rs.10)	293.11	293.11	293.11	293.11	293.11
Other Equity(excluding Revaluation Reserves) as shown in the Balance Sheet of previous year					872.78
Earnings per Share (of Rs. 10/- each) on net profit after tax					
a) Basic (not annualised) (Rs.)	0.28	(0.11)	0.25	1.07	0.22
b) Diluted (not annualised) (Rs.)	0.28	(0.11)	0.25	1.07	0.22
NOTES: The above audited results have been reviewed by the Audit Committee and approved by the Board of Directors of the Company, at their meeting held on 27th May, 2022. The statutory auditors have issued an unmodified audit opinion on these results. 2) The above is an extract of the detailed format of Quarterly Financial Results filed with the Stock Exchange under Regulation 33 of the SEBI (Listing and Other Disclosure Requirements) Regulations 2015. The full format of the Quarterly Financial Results are available on the Company's website at www.modernshares.com and at the Stock Exchange's website www.bseindia.com. For and on Behalf of the Board of Directors of Modern Shares And Stockbrokers Limited Sd/- Sd/- G. Shewakramani Anil Sugno Manghnani Director Whole Time Director DIN: 00413343 DIN: 00012806					
Place : Mumbai Date : May 27, 2022					

LAKHOTIA POLYESTERS (INDIA) LIMITED					
CIN: L17120MH2005PLC155146 Reg. Office Address - 158 – 159 Shree Samarth sahakari Audyogik Vasahat Ltd Pimpalgaon Baswant Tal Niphad, Dist Nashik MH – 422029 Tel. No. 02550-252300, Email id: info@lakhotiapoly.in, Website : www.lakhotiapoly.in					
EXTRACT OF AUDITED FINANCIAL RESULTS FOR QUARTER AND YEAR ENDED 31ST MARCH, 2022					
All Figures are in Rs Lakhs except for EPS					
Sr. No.	Particulars	Standalone			
		Quarter Ended		Year Ended	
		31-03-22 (Audited)	31-12-21 (Unaudited)	31-03-21 (Audited)	31-03-21 (Audited)
1.	Total Income from Operations	924.33	27.42	550.97	2,090.52
2.	Net Profit / (Loss) for the period (before Tax, Exceptional and/or Extraordinary items#)	(9.84)	(16.95)	(16.34)	(48.67)
3.	Net Profit / (Loss) for the period before tax (after Exceptional and/or Extraordinary items#)	(9.84)	(16.95)	(16.34)	(48.67)
4.	Net Profit / (Loss) for the period after tax (after Exceptional and/or Extraordinary items#)	(9.09)	(16.40)	(15.42)	(46.41)
5.	Total Comprehensive Income for the period [Comprising Profit / (Loss) for the period (after tax) and Other Comprehensive Income (after tax)]	(17.36)	(22.30)	(2.39)	3.28
6.	Equity Share Capital	1,047.40	1,047.40	1,047.40	1,047.40
7.	Reserves (excluding Revaluation Reserve) as shown in the Audited Balance Sheet of the previous year				(296.05)
8.	Earnings Per Share (of Rs. 10/- each) (for continuing and discontinued operations) -				
	1. Basic:	(0.17)	(0.21)	(0.02)	0.03
	2. Diluted:	(0.17)	(0.21)	(0.02)	0.03
Note: 1) The above is an extract of the detailed format of Quarterly/Annual Financial Results filed with the Stock Exchanges under Regulation 33 of the SEBI (Listing and Other Disclosure Requirements) Regulations, 2015. The full format of the Quarterly/Annual Financial Results are available on the websites of the Stock Exchange(s) (www.bseindia.com) and the listed entity (www.lakhotiapoly.in).					
For and on behalf of the Board SD /- MADHUSUDAN LAKHOTIYA Managing Director DIN: 00104576					
Place: Nashik Date: 26.05.2022					

XANDER FINANCE PRIVATE LIMITED					
Corporate Identity Number (CIN) : U65921MH1997PTC258670 Regd. Office : 101, 5 North Avenue, Maker Maxty, Bandra Kurla Complex, Bandra East, Mumbai-400 051, Maharashtra Tel.: +91 22 6119 6000 Fax: +91 22 6119 6080 Email: info@xanderfinance.com					
STATEMENT OF AUDITED FINANCIAL RESULTS FOR THE YEAR ENDED 31 MARCH 2022					
(Rs. in Lakh)					
Sr. No.	Particulars	Quarter Ended 31-Mar-22 (Reviewed)	Quarter Ended 31-Mar-21 (Unaudited/Unreviewed)	Year Ended 31-Mar-22 (Audited)	Year Ended 31-Mar-21 (Audited)
1	Total Income from Operations	1,685.65	2,124.54	6,599.05	14,064.75
2	Net Profit for the period (before Tax, Exceptional and/or Extraordinary items)	726.28	(827.95)	1,916.94	584.64
3	Net Profit for the period before tax (after Exceptional and/or Extraordinary items)	726.28	(827.95)	1,916.94	584.64
4	Net Profit for the period after tax (after Exceptional and/or Extraordinary items)	549.32	(656.54)	1,336.18	394.49
5	Total Comprehensive Income for the period [Comprising Profit for the period (after tax) and Other Comprehensive Income (after tax)]	551.70	(649.47)	1,326.08	410.18
6	Paid-up Equity Share Capital (face value of the share : Rs.10 each)	14,805.02	14,805.02	14,805.02	14,805.02
7	Reserves (excluding Revaluation Reserves)	28,526.31	39,695.69	28,526.31	39,695.69
8	Net Worth	43,331.33	54,500.71	43,331.33	54,500.71
9	Paid up Debt Capital / Outstanding Debt	13,030.81	32,216.20	13,030.81	32,216.20
10	Debt Equity Ratio	0.29	0.59	0.29	0.59
11	Earnings Per Share (of Rs.10/- each) (in Rupees)				
	Basic EPS :	0.37	(0.44)	0.90	0.27
	Diluted EPS:	0.37	(0.44)	0.90	0.27
Notes: 1 The above financial results for the year ended March 31, 2022, audited by the Statutory Auditors of the Company, have been reviewed by the Audit Committee and on its recommendation, have been approved by the Board of Directors at their respective meetings held on May 27, 2022. 2 The above is an extract of the detailed format of yearly financial results filed with the Stock Exchange under Regulation 52 of the SEBI (Listing and Other Disclosure Requirements) Regulations, 2015. The full format of the yearly financial results are available on the websites of BSE Limited at www.bseindia.com and the Company at www.xanderfinance.com 3 For the items referred in the Regulation 52 (4) of the SEBI (Listing Obligations and Disclosure Requirements) Regulations, 2015, the pertinent disclosures have been made to the Stock Exchange and can be accessed on the website of BSE Limited at www.bseindia.com and the Company at www.xanderfinance.com					
Place: Mumbai Date: May 27, 2022					
For and on behalf of the Board of Directors Xander Finance Private Limited  Tariq Chinoy Director DIN No.: 08830666					


KASHYAP TELE-MEDICINES LIMITED					
Regd. Off.: 2nd Floor, Pushpawati Building No. 2, Girgaon Road, Chandanwadi, Mumbai-400002 Corp. Off. : UL/8, Upper Floor, Suryarath Complex, Panchwati 1st Lane Ambawadi, Ahmedabad, Gujarat-380006 • Phone: +91-6359637788 • CIN: L29110MH1995PLC085738 Email: investor.relations@kashyaptele-medicines.com • Website: www.kashyaptele-medicines.com					
EXTRACT OF AUDITED FINANCIAL RESULTS FOR THE QUARTER AND YEAR ENDED 31 <sup>st</sup> MARCH, 2022					
(As per Schedule III Companies Act, 2013 & IND-AS)					
(Pursuant to Regulation 47(1)(b) of SEBI (LODR) Regulation, 2015) (Rs. in Lakhs except EPS)					
Sr. No.	Particulars	Quarter Ended (Standalone)		Year Ended	
		31/03/2022 Audited	31/12/2021 Unaudited	31/03/2021 Audited	31/03/2022 Audited
1.	Total income from Operations	4.00	5.80	3.75	18.54
2.	Net Profit/(Loss) for the period (Before Tax Exceptional items and/or Extraordinary items)	(13.15)	1.28	(0.53)	(10.41)
3.	Net Profit/(Loss) for the period before tax (after Exceptional items and/or Extraordinary items)	(175.61)	1.28	(0.53)	(172.87)
4.	Net Profit/(Loss) for the period after tax (after exceptional items and/or Extraordinary items)	(174.87)	0.98	(0.41)	(172.76)
5.	Total Comprehensive income for the period [Comprising Profit/(Loss) for the period (after tax) and other Comprehensive Income (after tax)]	(174.87)	0.98	(0.41)	(172.76)
6.	Paid up Equity Share Capital (Face Value of Rs.1/-each)	477.22	477.22	477.22	477.22
7.	Reserves (excluding Revaluation Reserve) as shown in the Audited Balance Sheet as at previous financial year	-	-	-	(410.56)
8.	Earnings per share (of Rs. 1/- each) not annualised				
	1. Basic	(0.366)	0.002	(0.001)	(0.362)
	2. Diluted				0.002
Notes: 1. The above is an extract of the detailed format of Annual Financial Results for the quarter and year ended 31 <sup>st</sup> March, 2022 filed with the Stock Exchange under Regulation 33 of the SEBI (LODR) Regulations, 2015. The full format of the Annual Financial Results are available on the websites of BSE Limited (www.bseindia.com) and on the website of the Company (www.kashyaptele-medicines.com). 2. The financial results have been prepared in accordance with the Companies (Indian Accounting Standards) Rules, 2015 (IND-AS) prescribed under Section 133 of the Companies Act, 2013. 3. The above Audited Financial Results of the Company for the quarter and financial year ended 31st March, 2022 have been reviewed by the Audit Committee and approved by the Board of Directors at their respective meetings held on 27th May, 2022. 4. The figures for the corresponding previous periods have been restated/regrouped wherever necessary, to make them comparable.					
For, Kashyap Tele-Medicines Limited On behalf of Board of Directors Sd/- Amit Agarwal Managing Director DIN: 00169061					
Date : 27-05-2022 Place : Ahmedabad					

अर्ज क्र. ३ (नियमावली १५(१)(10)/१६(३) याहा) कर्ज वसुली न्यायाधिकरण मुंबई (डीआरटी ३) १ ला मजला, एमटीएमएल एक्सचेंज बिल्डिंग, सेक्टर ३० – ए, वाशी, नवी मुंबई – ४००७०३ खटला क्र. ओए/२१/२०२१ कर्ज वसुली न्यायाधिकरण (प्रक्रिया) नियमावली, १९९३ नियम ५ च्या उपनियम (२ए) सहचालता अधिनियमाच्या कलम १९ च्या उप-कलम (४) अन्वये समस परि. क्र. ०९ आयसीआयसीआय बँक लिमिटेड बिचकट भारत इरातकर प्रति, (१) भारत इरातकर डी/डब्ल्यू/एस/ओ – बी बिल्डिंग क्र. ४, ३०१, मोहन ग्रीन वूड मांजराळी रोड, मांजराळी बदलापूर पश्चिम, कुळगाव, ठाणे, महाराष्ट्र – ४२१५०३ येथेही मॅक्स III एंटरप्राइजेस, एसए/४, २रा मजला, लोकसिटी, कापूरबावडी, ठाणे पश्चिम, महाराष्ट्र – ४००६०७ समस ज्याअर्थी, ओए/२१/२०२१ हा १३/०३/२०२० रोजी समन्या पिठासिन अधिकारी/प्रबंधकासमक्ष सूचीबद्ध झाला. ज्याअर्थी सदर समन्या न्यायाधिकरणाने रु. २७५६२१४/- (पॉलिशियातील प्रपत्रे इ. प्रतीसह अर्ज) च्या कर्जाच्या वसुलीकरिता तुमच्याबिचकट (पॉलिशियातील कागदाचे इ. च्या प्रतीसह अर्ज) (ओए) दाखल केला असून अधिनियमाच्या कलम १९ (४) अन्वये सदर अर्जावर समस/सूचना निर्गमित करण्यास इच्छुक आहेत. अधिनियमाच्या कलम १९ च्या उप-कलम (४) नुसार, प्रतिवादींना खालीलप्रमाणे निर्देश देण्यात येत आहेत: (i) आता केलेल्या अनुलोपाप्रमाणे समस येथेच्या तीस दिवसात संमत का करण्यात आले नाही याची कारणे दाखवा; (ii) मूळ अर्जाच्या अनुक्रमणिका क्रमांक ३ए अन्वये अर्जदाराद्वारे विस्तृत मिळकत आणि मतांव्यतिरिक्त मिळकती वा मतांचे तपशिल सांगावे; (iii) मूळ अर्जाच्या अनुक्रमणिका क्रमांक ३ए अन्वये अर्जदाराद्वारे विस्तृत मिळकत आणि अशा मता वा तारण मतेसह व्यवहार करण्यापासून वा निकालात काढण्यापासून तुम्हाला मनाई आहे, मिळकतीच्या जोडीकरिता अर्जाचा निकाल आणि सुनावणी प्रलंबित; (iv) न्यायाधिकरणाच्या पूर्व संमतीशिवाय मूळ अर्जाच्या अनुक्रमणिका क्रमांक ३ए अन्वये अर्जदाराद्वारे विस्तृत मिळकत आणि इतर मतांवर तारण हितसंबंध निर्माण करता येणार नाहीत ज्या मतेवर कोणताही त्याचा व्यवसाय अवलंबून असेल अशा साधारण मतेशिवाय, विक्री, पट्टेदारी वा अन्य स्वरूपात तुम्हाला हस्तांतरणा करता येणार नाही; (v) तुम्ही अशा मतांवर तारण हितसंबंध धारण करून बँक वा वित्तीय संस्थांकडे असलेल्या खात्यातून अशा विक्री प्रक्रिया देवी आणि साधारण व्यवसायातील मिळकती आणि इतर मता वा तारण मतांच्या विक्रीद्वारे वसुली विक्री प्रक्रियेकरिता खात्यासाठी दक्षित नसात तुम्हाला लिखित विवरणपत्राच्या प्रतीसह अर्जदारांना दाखल करण्याचे प्रबंधकासमक्ष २०/०७/२०२२ रोजी स. १०.३० वा. हजर राखण्याचेदेखील निर्देश देण्यात आले आहेत. कसूरवार दरत्यास, तुमच्या अनुपस्थितीत अर्जावर सुनावणी होईल आणि निर्धारित असेल. खाली माझ्या सहोदरे आणि न्यायाधिकरणाच्या शिक्क्याने दिली सदर तारीख: ०९/०५/२०२२ समस निर्गमित करणाऱ्या प्राधिकृत अधिकाऱ्याची स्वाक्षरी	

The *spirit of* Mumbai  
is now 93 years old!

  
www.freepressjournal.in

ASHOK ALCO-CHEM LIMITED						
Regd. Office: 12/13, Jeevan Udyog Building, 278, Dr. D. N. Road, Fort, Mumbai - 400 001. (CIN - L24110MH1992PLC069615) Tel: 022-66221700 Email: secretarial@ashokalcochem.com Website: http://www.ashokalcochem.com						
Extract from the Audited Standalone & Consolidated Financial Results for the Quarter and Year Ended March 31, 2022						
(Rs. in Lakhs, except EPS)						
Sr. No.	PARTICULARS	STANDALONE			CONSOLIDATED	
		QUARTER ENDED	QUARTER ENDED	YEAR ENDED	QUARTER ENDED	YEAR ENDED
		31-03-2022 AUDITED	31-03-2021 AUDITED	31-03-2022 AUDITED	31-03-2022 AUDITED	31-03-2022 AUDITED
1.	Total Income from Operations	10.45	-	772.83	223.37	172.99
2.	Net Profit / (Loss) for the period (Before tax, Exceptional and/or Extraordinary items)	(15.27)	87.18	(33.26)	16.53	48.54
3.	Net Profit / (Loss) for the period before tax (after Exceptional and/or Extraordinary items)	(15.27)	87.18	(33.26)	16.53	48.54
4.	Net Profit / (Loss) for the period after tax (after Exceptional and/or Extraordinary items)	(9.23)	96.23	(21.94)	61.32	14.76
5.	Total Comprehensive Income for the period [Comprising Profit/(Loss) for the period (after tax) and Other Comprehensive Income (after tax)]	0.53	0.31	0.50	0.87	(0.32)
6.	Equity Share Capital	460.03	460.03	460.03	460.03	460.03
7.	Earnings Per Share (of Rs.10/- each) (for continuing and discontinuing operations)					
	Basic & Diluted	(0.20)	2.09	(0.48)	1.33	0.32
NOTES: 1. The above is an extract of the detailed Financial Results for the Quarter & Year ended March 31, 2022 filed with the Stock Exchange under Regulation 33 of the SEBI (Listing Obligations and Disclosure Requirements) Regulations, 2015. The detailed Financial Results for the Quarter & Year ended March 31, 2022 are available on the Stock Exchange website www.bseindia.com and on the Company's website www.ashokalcochem.com. 2. The aforesaid audited financial results have been reviewed by the Audit Committee and subsequently approved by the Board of Directors of the Company at their meeting held on May 26, 2022. 3. Figures for the previous period have been regrouped, wherever necessary, to correspond with the current period.						
For ASHOK ALCO-CHEM LIMITED Sd/- MANAN SHAH DIRECTOR DIN: 06378095						
Place: Mumbai Date : 26-05-2022						


**JSW Steel Limited**

**CIN : L27102MH1994PLC152925**

**Registered Office:** JSW Centre, Bandra-Kurla Complex, Bandra (E), Mumbai - 400 051  
**Tel.:** 91 22 42861000 **Fax:** 91 22 42863000 **Email:** jsws.investor@jsw.in **Website:** www.jsw.in

**Extract of Standalone Financial Results for the quarter and year ended 31 March 2022**

(Rs. in Crores)

Particulars	Quarter Ended			Year Ended	
	31.03.2022	31.12.2021	31.03.2021	31.03.2022	31.03.2021
	Audited	Unaudited	Audited	Audited	Audited
Total income from operations	36,011	28,850	24,398	1,18,820	70,727
Net Profit / (Loss) for the period (beforeTax, Exceptional)	4,781	5,067	6,337	25,437	12,582
Net Profit / (Loss) for the period before tax (after Exceptional)	4,059	5,067	5,951	24,715	12,196
Net Profit / (Loss) for the period after tax (after Exceptional)	2,637	3,424	4,018	16,702	8,393
Total Comprehensive Income for the period[Comprising Profit / (Loss) for the period (after tax) and Other Comprehensive Income (after tax)]	2,805	2,773	4,165	18,450	9,035
Paid up Equity Share Capital	240	240	241	240	241
Paid up Debt Capital #	9,670	10,000	10,000	9,670	10,000
Reserves (excluding Revaluation Reserve)	63,200	60,323	46,675	63,200	46,675
Net Worth	57,033	54,336	42,285	57,033	42,285
Earnings Per Share (of Re.1 each) (not annualised)					
Basic (Rs.)	10.99	14.25	16.70	69.48	34.92
Diluted (Rs.)	10.91	14.17	16.62	69.10	34.72
Capital Redemption Reseve	774	774	774	774	774
Securities Premium	5,439	5,439	5,439	5,439	5,439
Debt Service Coverage Ratio	3.03	4.00	4.16	3.78	2.60
Interest Service Coverage Ratio	6.62	12.92	11.75	11.31	6.52
Debt-Equity Ratio	0.79	0.88	1.10	0.79	1.10

# represents Listed Debentures

**Extract of Consolidated Financial Results for the quarter and year ended 31 March 2022**

(Rs. in Crores)

Particulars	Quarter Ended			Year Ended	
	31.03.2022	31.12.2021	31.03.2021	31.03.2022	31.03.2021
	Audited	Unaudited	Audited	Audited	Audited
Total income from operations	46,895	38,071	26,934	1,46,371	79,839
Net Profit / (Loss) for the period (beforeTax, Exceptional)	5,815	6,261	6,355	30,486	12,098
Net Profit / (Loss) for the period before tax (after Exceptional)	5,074	6,261	6,272	29,745	12,015
Net Profit / (Loss) for the period after tax (after Exceptional)	3,343	4,516	4,191	20,938	7,873
Total Comprehensive Income for the period [Comprising Profit / (Loss) for the period (after tax) and Other Comprehensive Income (after tax)]	3,384	3,777	4,368	22,854	8,661
Paid up Equity Share Capital	240	240	241	240	241
Paid up Debt Capital #	12,170	12,680	10,180	12,170	10,180
Reserves (excluding Revaluation Reserve)	66,996	63,591	45,308	66,996	45,308
Net Worth	59,357	56,057	40,625	59,357	40,625
Earnings Per Share (of Re.1 each) (not annualised)					
Basic (Rs.)	13.47	18.14	17.45	85.96	32.91
Diluted (Rs.)	13.38	18.02	17.37	85.49	32.73
Capital Redemption Reseve	774	774	774	774	774
Securities Premium	5,417	5,417	5,417	5,417	5,417
Debt Service Coverage Ratio	2.74	3.70	3.52	3.56	2.22
Interest Service Coverage Ratio	5.77	7.86	9.81	9.33	5.84
Debt-Equity Ratio	1.02	1.15	1.43	1.02	1.43

# represents Listed Debentures

**Note:** The above is an extract of detailed format of quarterly / year ended Financial Results filed with Stock Exchanges under regulation 33 of the SEBI (Listing and other Disclosure Requirements) regulations, 2015. The Full format of quarterly / year ended Financial Results along with other items referred in regulation 52(4) of the LODR Regulations are available on the Stock Exchange Websites (www.bseindia.com & www.nseindia.com) and Company's Website (www.jsw.in).

**Date :** 27 May 2022  
**Place :** Mumbai

**For JSW Steel Limited**  
**Seshagiri Rao M.V.S**  
**Jt. Managing Director & Group CFO**